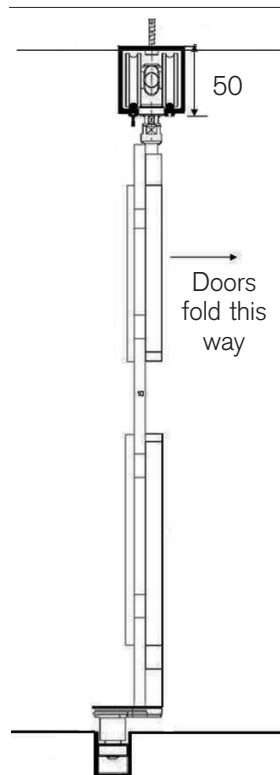
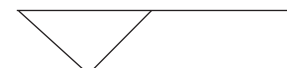




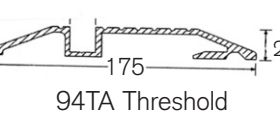


SPECIALITY FRAMELESS DOOR SYSTEMS

Metro Glass Tech MF75 Folding Door Sets

Product	Code	Description	Per Set
---------	------	-------------	---------

This system is designed to operate 10mm Frameless Glass Doors up to 2500mm H x 950mm W in internal installations. Kit for each set includes: Track, Channel, Pivot set, Hangers, Guide Hinges and Bottom Locks. Finish is satin silver. Specify LH or RH pivoting end. Glass Door preparation drawings available on request.

	MF75-2	Door kit for two doors L/H set shown		
	MF75-3	Door kit for three doors L/H set shown		
	MF75-4	Door kit for four doors R/H set shown		
	MF75-5	Door kit for five doors R/H set shown		
	MF75-6	Door kit for six doors L/H set shown		
	 <p>94TA Threshold</p>	94TA	Optional threshold channel Where channel cannot be recessed into floor	
<p>Note: For uneven Door sets, end door can be fitted with latch or lockset. See section 3 page 3.13</p>				